




New user click on Sign up, else enter user id and password for Login




GOVERNMENT LAW COLLEGE
MUMBAI



STUDENT LOGIN
WELCOME


 username

 password


Login

Forgot Password? or Sign Up / Staff Login?

Enter the details and click on Submit. OTP will be sent on mail.





GOVERNMENT LAW COLLEGE
MUMBAI




REGISTRATION FORM

User ID:-


 Test1




Last Name:-


 M

Mother's Name:-


 S

Date Of Birth:-


 1996-04-17




EmailId:-

 Test@mail.com


Guardian No:-

 90656556565

First Name:-


 V

Father's Name:-

 D


Blood Group:-

B+




Gender:-

Male

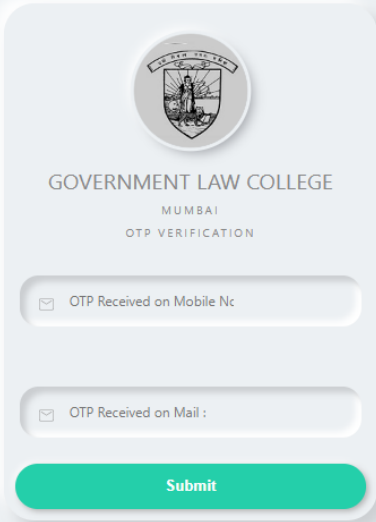


Mobile No:-

 9899599898

Submit

Enter the mail OTP and submit.



The image shows a web form for OTP verification at Government Law College, Mumbai. At the top is the college's crest, followed by the text "GOVERNMENT LAW COLLEGE", "MUMBAI", and "OTP VERIFICATION". There are two input fields: the first is labeled "OTP Received on Mobile No" and the second is labeled "OTP Received on Mail :". Both fields contain a small envelope icon on the left. At the bottom is a green "Submit" button.

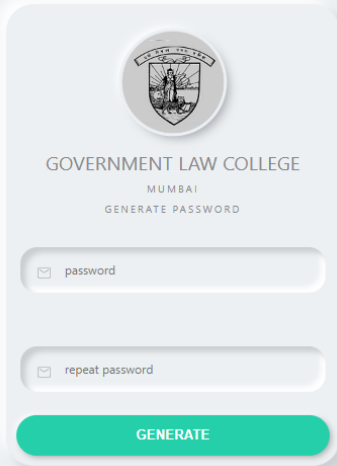
GOVERNMENT LAW COLLEGE
MUMBAI
OTP VERIFICATION

OTP Received on Mobile No

OTP Received on Mail :

Submit

On successful authentication, set password. Enter Password of your choice and then enter the same for reconfirmation and click on Generate.



The image shows a web form for generating a password at Government Law College, Mumbai. At the top is the college's crest, followed by the text "GOVERNMENT LAW COLLEGE", "MUMBAI", and "GENERATE PASSWORD". There are two input fields: the first is labeled "password" and the second is labeled "repeat password". Both fields contain a small envelope icon on the left. At the bottom is a green "GENERATE" button.


GOVERNMENT LAW COLLEGE
MUMBAI
GENERATE PASSWORD

password

repeat password

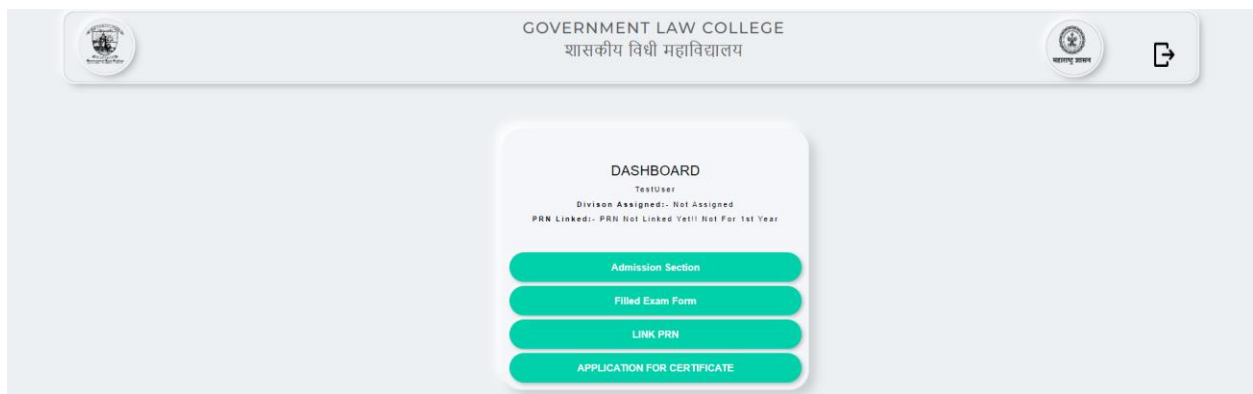
GENERATE

On Successful generation of Password, you will be taken to the Login Page. Enter the user name and password for Login.



The login page features the Government Law College Mumbai logo at the top. Below the logo, there are two input fields: one for the username (containing 'User1') and one for the password (containing '*****'). A green 'Login' button is positioned below the password field. At the bottom, there is a link for 'Forgot Password? or Sign Up / Staff Login?'.

On Successful Login, start filling up the admission form. Click Admission Index.



The dashboard page displays the Government Law College logo and name at the top. Below the header, there is a central card titled 'DASHBOARD' for 'TestUser'. The card shows the following status: 'Division Assigned:- Not Assigned' and 'PRN Linked:- PRN Not Linked Yet!! Not For 1st Year'. Below the status, there are four green buttons: 'Admission Section', 'Filled Exam Form', 'LINK PRN', and 'APPLICATION FOR CERTIFICATE'.



The Admission Index page shows the Government Law College logo and name at the top. Below the header, there is a section titled 'Admission Index' with a red link: 'Link Your PRN Before Filling Admission Form (Not For 1st Year Students)'. A green button 'Fill Admission Form' is located to the right. Below this, there is a table with columns: USER ID, Name, Course Year, Student Type, Academic Year, Form Status, and ACTION. The table contains one entry for 'TestUser' with a status of 'Completed Registration'. At the bottom, there is a pagination bar showing 'Showing 1 to 1 of 1 entries' and buttons for 'Previous', '1', and 'Next'.

USER ID	Name	Course Year	Student Type	Academic Year	Form Status	ACTION
TestUser	Test Test User	Three Year Law Course	Regular Student	2023-24	Completed Registration	

The Form is to be filled in stages marked in Roman Numerals. By default Stage I would be displayed. Once the Stage I form is filled completely you would be automatically redirected to Stage II and so on.


Complete each stage quickly and submit. Your data would be saved up to your last submit click. In case you fill a form partially and there is a glitch, your data will be saved only up to the last submit click. You can click the exit or logout button in the left hand corner, to resume filling the form at a later time. You can Login and resume filling or modifying the form at any time before you do a final submit form at the last stage.

The form is divided into two main sections: PERSONAL DETAILS and COURSE DETAILS. The top navigation bar shows stages I through XII, with Stage I currently selected and highlighted in green.


PERSONAL DETAILS

User ID:- *	<input type="text" value="User1"/>	First Name:- *	<input type="text" value="B"/>
Last Name:- *	<input type="text" value="C"/>	Father Name:- *	<input type="text" value="D"/>
Mother Name:- *	<input type="text" value="S"/>	Blood Group:- *	<input type="text" value="A+"/>
Date Of Birth:- *	<input type="text" value="1996-04-17"/>	Select Gender:- *	<input type="text" value="Male"/>
EmailId:- *	<input type="text" value="Vishal@technowin.co.in"/>	Mobile No:- *	<input type="text" value="988184666"/>
Guardian No:- *	<input type="text" value="9812664564"/>		

Upload Picture : * apple-touch-icon-180x180.png



Upload Signature : * sign.jpg



COURSE DETAILS

Course:-	<input type="radio"/> III Years <input type="radio"/> V Years	Nationality:-	<input type="text" value="SELECT"/>
Select Years:-	<input type="text" value="SELECT"/>	AdmissionType :-	<input type="text" value="SELECT"/>
Candidature Type:-	<input type="text" value="SELECT"/>		

Next

Uploading Photo, Signature and Course Details are mandatory

Enter the form as directed

I

II

III

IV

V

VI

VII

VIII

IX

X

XI

XII

ADMISSION FORM I

Personal Details

First Name:- *

B

Last Name:- *

C

Father Name:- *

D

Mother Name:- *

S

Select Gender:- *

Male

Guardian Details

Guardian Name:- *

Guardian Name

Annual Income:- *

Annual income

Relation:- *

Relation With Guardian

Occupation:- *

Occupation

Residential Address (Current Address)

Building Name:- *

Building Name

Street Name, Area Locality:- *

Street Name

City:- *

State:- *

District:- *

Landmark:- *

Pin Code:- *

0

☐ Same As Current Address

Permanent Address:-*

Building Name:- *

Street Name, Area Locality:- *

City:- *

State:- *

District:- *

Landmark:- *

Pin Code:- *

Other Details:-

Age:- *

Place Of Birth:- *

Do You Have A Domicile:- *

SELECT

Category Details:-

Category Name :- OPEN

Do You Have A Validity Certificate :- SELECT

Cast Certificate No:- Enter Cast Certificate No

Cast Validity Certificate No:- Enter Validity Certificate No

Issuing District:- Enter Issuing District

Please Select:-

Physically Challenged:- No

Foreign Students:- No

ServiceMen/Defence:- No

Prev

Next

I II III IV V VI VII VIII IX X XI XII

EXAMINATION DETAILS

SSC

Name Of Board / University:- Mumbai

Name Of School/ College/ Institution:- ABC College

Month and Year Of Passing:- 2012

Seat Number:- M5454547

Class /Grade:- B

Percentage Marks:- 75

Scholarship / Prizes/ Distinction Obtained :-

HSC

Name Of Board/ University:- Mumbai

Name Of School/ College/ Institution:- ABC College

Month and Year Of Passing:- 2014

Seat Number:- M102212

Class/ Grade:- B

Percentage Marks:- 66

Scholarship/ Prizes/ Distinction Obtained :-

Graduation

Name Of Board / University:- Mumbai

Name Of School/ College/ Institution:- ABC College

Month and Year Of Passing:- 2018

Seat Number:- 2032665

Class/ Grade:- C

Percentage Marks:- 55

Scholarship / Prizes/ Distinction Obtained :-

Post Graduation

Name Of Board/
University:- *

Name Of
School/
College/
Institution:- *

Month and Year
Of Passing:- *

Seat Number:- *

Class/ Grade:- *

Percentage
Marks:- *

Scholarship/
Prizes/
Distinction
Obtained :- *

Any Other Course Taken

Name Of Board/
University:- *

Name Of
School/
College/
Institution:- *

Month and Year
Of Passing:- *

Seat Number:- *

Class/ Grade:- *

Percentage
Marks:- *

Scholarship/
Prizes/
Distinction
Obtained:- *

Equivalent Exam

Name Of Board/
University:- *

Name Of
School/
College/
Institution:- *

Month and Year
Of Passing:- *

Seat Number:- *

Class/ Grade:- *

Percentage
Marks:- *

Scholarship/
Prizes/
Distinction
Obtained:- *

CET DETAILS

CET Application
Id Number:- *

CET Application
Letter Nos:- *

CET Seat
Number:- *

CET Marks:- *

OTHER DETAILS

Employed:-

☐ Yes ☒ No

Extra
Curricular:- *

Prev

Next

I II III IV V VI VII VIII IX X XI XII

OTHER ACTIVITIES

Activity In Which Intercollege / InterUniversity Status / Prizes / Distinctions (The Candidate Should Give The information In Respect Of His performance In ExtraCurricular Activities In Inter-University Competition Only):

Name Of The Activity Or Competition	Year	Name Of The College / University Represented By You And Number Of Times Represented	Status / Prizes / Distinction Obtained By The Colleges / University Represented By You	Status / Prizes / Distinction Obtained By You Individually

PrevNext

I II III IV V VI VII VIII IX X XI XII

Undertaking Form Details

To,
The PRINCIPAL
Government Law College, Mumbai

Sr.
L. V m


heraby apply for admission BLS - Year 1

I heraby declare that I have not registered myself at any other college or institution for any course other than the Certificate or Diploma Course, in any of the languages like French, German, Russian, etc. or the Diploma course in Music conducted by the University of Mumbai (The term "Course" includes the Degree and Diploma Courses conducted by the University of Mumbai.)
(I certify that the information given in this application is complete and accurate to the best of my knowledge. I have read the prospectus, particularly the rules and regulations of the College and I hereby agree, if admitted, always to obey and to conform to the Rules and Regulations that are at present in force or that may hereafter be made for administration of the college.) I understand that so long as I am a student of the Government Law College, Mumbai, I shall do nothing inside or outside the College that will interfere in any way whatsoever with its orderly administration and discipline. Any breach of this condition shall render me liable to rustration or expulsion without any notice.
I undertake to attend the classes regularly and I know that my name will be removed from the roll without any notice in case I am irregular in attendance.

☐ I Agree

Yours Faithfully,

Choose File apple-touch-icon-180x180.png



(Signature of the Applicant)

PrevNext

Enter your full name

I II III IV V VI VII VIII IX X XI XII

ANTI-RAGGING

UNDERTAKING BY THE CANDIDATE/STUDENT

1. I, V m S/o/D/o. of Mr. Enter Your Name

have carefully read and fully understood the law prohibiting ragging and the directions of the Supreme Court and the Central/State Government in this regard.

2. I have received a copy of the UGC Regulations on Curbing the Menace of Ragging in Higher Educational Institutions, 2009 and have carefully gone through it.

3. I hereby undertake that

I will not indulge in any behavior or act that may come under the definition of ragging.

I will not participate in or abet or propagate ragging in any form.

I will not hurt anyone physically or psychologically or cause any other harm.


4. I hereby agree that if found guilty of any aspect of ragging, I may be punished as per the provisions of the UGC Regulations mentioned above and /or as per the law in force.

5. I hereby affirm that I have not been expelled or debarred from admission by any institution.

☐ I Agree

Years, FullyFully,

Choose File No file chosen



(Signature of the Applicant)

I II III IV V VI VII VIII IX X XI XII

SELF DECLARATION BY STUDENT / CANDIDATE

I Mr. / Ms. V m do hereby undertake that, for the purpose of BLS - Year 1 of Five Year Law Course for the Academic- 2022-2023


I am submitting photocopies of required documents, I hereby undertake that, the details given in the photocopies of said documents are true & correct.

If information in those documents later on found to be false, misleading etc., I will personally be responsible for that and will be liable for the Criminal Prosecution and Disciplinary Action apart from the cancellation of my admission.

☒ I Agree

Years, FullyFully,

Choose File No file chosen



(Signature of the Applicant)

PrevNext

I II III IV V VI VII VIII IX X XI XII

ANTI-RAGGING

UNDERTAKING BY THE PARENT / GUARDIAN

1. I, Enter Your Name E/o/M/o/G/o V m

have carefully read and fully understood the law prohibiting ragging and the directions of the Supreme Court and the Central/State Government in this regard as well as the UGC Regulations on Curbing the Menace of Ragging in Higher Educational Institutions, 2009.


2. I assure you that my son/daughter/ward will not indulge in any act of ragging.

3. I hereby agree that if he/she is found guilty of any aspect of ragging, he/she may be punished as per the provisions of the UGC Regulations mentioned above and/or per the law in force.

☐ I Agree

Years, FullyFully,

Choose File No file chosen



(Signature of the Applicant)

PrevNext

I II III IV V VI VII VIII IX X XI XII

UNDERTAKING

I undertake to attend the lecture regularly and fulfill the maximum attendance prescribed by the University of Mumbai and the Bar Council of India.

I further undertake to appear for and pass the terminal and Preliminary Examinations of the College.

I agree that if I do not comply with either of the above undertakings, the College may refuse admission to me in the next Semester or my form may be detained, or if sent up may be withdrawn, as the case may be.

I have read a copy of the rules of Discipline of the Government Law College.


I agree to submit myself to the Disciplinary of the Government Law College and shall observe and abide by the rule of discipline made or to be made by the Principal from time to time in that behalf.

Any breach of these rules shall render me liable to the punishment Prescribed in the rules. The decisions of the Principal in this regard shall be final and binding on me.

☐ I Agree

Yours Faithfully,

Choose File No file chosen


(Signature of the Applicant)

PrevNext

I II III IV V VI VII VIII IX X XI XII

UNDERTAKING OF ATTENDANCE

To,
The PRINCIPAL,
Government Law College, Mumbai 400020

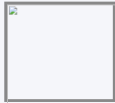
Respected Sir,
I Mr / Ms. V m

hereby undertake that in Accordance with the Circular of Mumbai I shall attend classes to the extent of 75% and in case of my failure to do that I will not be entitled to

☐ I Agree

Yours Faithfully,

Choose File No file chosen


(Signature of the Applicant)

PrevNext

The screenshot shows a web form titled "DECLARATION OF CASTE". At the top, there is a horizontal navigation bar with 12 green buttons labeled I through XII. The current step, "DECLARATION OF CASTE", is highlighted. Below the navigation bar, the form contains the following text: "ONLINE FREESHIP/SCHOLARSHIP FORMS ARE AVAILABLE ON <https://mahaeschol-maharashtra.gov.in> for OBC, SC, ST, NT, SBC Category <https://etribal.Maharashtra.gov.in> for ST Category". Below this, it says "I, V m" followed by a paragraph: "hereby undertake that if my claim for Freeship/ Scholarship is not accepted by the social Welfare Department, Government of Maharashtra or if I fail to fill the online Freeship/ Scholarships form, I shall pay the amount towards the tuition fees, and Examinations fees etc. to college." There is a checkbox labeled "I Agree". To the right, it says "Yours Faithfully," followed by a "Choose File" button and the text "No file chosen". Below this is a square box for a signature, with the label "(Signature of the Applicant)" underneath. At the bottom of the form, there are "Prev" and "Next" buttons.

On Clicking Submit Form, your form is sent to GLC Mumbai Verification and Approval team. Please make sure you have filled all the details correctly before submitting the form for verification. Once Submit form is clicked, you cannot get back the form for modifying.

The screenshot shows a web form titled "Form Submit". At the top, there is a horizontal navigation bar with 12 green buttons labeled I through XII. The current step, "Form Submit", is highlighted. Below the navigation bar, there is a large white box with a green "Submit Form" button. At the bottom left of the form, there is a "Prev" button.

You will be taken to your Dashboard. You can download the filled form In Admission Index Tab which you will need to print and take along with other documents to GLC for physical verification.



GOVERNMENT LAW COLLEGE
शासकीय विधी महाविद्यालय




Admission Index
Link Your PRN Before Filling Admission Form (Not For 1st Year Students)

Edit Admission Form

Show 10 entries
Search:

USER ID	Name	Course Year	Student Type	Academic Year	Form Status	ACTION
All	All	All	All	All	All	All
TestUser	Test Test User	Three Year Law Course	Regular Student	2023-24	Verified By Verifier	Form View Download Form

Showing 1 to 1 of 1 entries

Proceed 1 Next

On Approval form by the GLC Mumbai Principal, the fees payment link is enabled In the Admission Index. To track you status, login to Admission Portal on GLC Mumbai any time during the Admission Process with your user id and password.

Click on Proceed to Payment



GOVERNMENT LAW COLLEGE
शासकीय विधी महाविद्यालय




Admission Index
Link Your PRN Before Filling Admission Form (Not For 1st Year Students)


Edit Admission Form


Show 10 entries
Search:

USER ID	Name	Course Year	Student Type	Academic Year	Form Status	ACTION
All	All	All	All	All	All	All
TestUser	Test Test User	Three Year Law Course	Regular Student	2023-24	Approved By Principal	Form View Download Form PROCEED TO PAYMENT

Showing 1 to 1 of 1 entries

Proceed 1 Next


AXIS BANK | EASYPAY


Government Law College Mumbai

Student Name : Shubham
Course Type : FY

Date of Payment : 2022-09-29
Class : FE

Transaction ID : 1122
Temporary No : 1122


Amount : 20


URN : 117770685
(SAVE FOR FUTURE REFERENCE)

☐ Terms and Conditions :
I accept the Terms and Conditions contained herein that shall apply to any person using the services of Easypay provided by Axis Bank for making payments through an online payment gateway service. Each User is therefore deemed to have read and accepted these Terms and

Payment Options

INTERNET BANKING
CREDITCARD/DEBITCARD

 Pay at Axis Bank - Retail

 Other Banks

On Successful Payment, You Will Redirected To Your Dashboard. You Can Download The Fee Receipt Against The Payment Successful Option In Admission Index.



GOVERNMENT LAW COLLEGE
शासकीय विधी महाविद्यालय



Admission Index

Link Your PRN Before Filling Admission Form (Not For 1st Year Students)

Show entries Search:

USER ID	Name	Course Year	Student Type	Academic Year	Form Status	ACTION
<input type="text" value="All"/>	<input type="text" value="All"/>	<input type="text" value="All"/>	<input type="text" value="All"/>	<input type="text" value="All"/>	<input type="text" value="All"/>	<input type="text" value="All"/>
TestUser	Test Test User	Three Year Law Course	Regular Student	2023-24	Payment Completed Successfully	Form View Download Form Fee Receipt Payment Successful

Showing 1 to 1 of 1 entries

[Previous](#) [1](#) [Next](#)